





RC3 Style Guide

Essentials

Logo

Download [here](#)



Primary Colors & Co



6px

RC3

200px / 150 pt

Use always the BLACK cut and CAPITALS for headlines and logo

HEX: B239FF
RGB: 178 57 255
CMYK: 53 77 0 0
PANTONE 258 C



HEX: 6800E7
RGB: 104 0 231
CMYK: 74 82 0 0
PANTONE: 2097 C



HEX: 05B9EC
RGB: 5 185 236
CMYK: 68 5 0 0
PANTONE 2995 C



HEX: 100E23
RGB: 16 14 35
CMYK: 84 80 55 73
PANTONE: 2765 C



Primary Colors Gradations // just for 2D World Creatures

HEX: B239FF
RGB: 178 57 255
CMYK: 53 77 0 0



HEX: 670295
RGB: 103 2 149
CMYK: 75 100 2 1



HEX: 440069
RGB: 68 9 105
CMYK: 85 100 22 22



HEX: 240038
RGB: 36 0 56
CMYK: 85 96 38 59

HEX: 6800E7
RGB: 104 0 231
CMYK: 74 82 0 0



HEX: 41008B
RGB: 65 0 139
CMYK: 90 100 7 5



HEX: 2A005E
RGB: 42 0 94
CMYK: 94 100 22 33



HEX: 14002F
RGB: 20 0 47
CMYK: 88 89 47 66

HEX: 05B9EC
RGB: 5 185 236
CMYK: 68 5 0 0



HEX: 0076A9
RGB: 0 118 169
CMYK: 88 47 15 1



HEX: 025D84
RGB: 2 93 132
CMYK: 95 61 29 9




HEX: 002A3A
RGB: 0 42 58
CMYK: 97 73 52 56

Secondary Colors // for all Creatures

THEME 01



HEX: FD294F
RGB: 253 41 79
CMYK: 0 94 61 0




HEX: 160AFE
RGB: 22 10 254
CMYK: 87 77 0 0




HEX: FFEBD8
RGB: 255 235 216
CMYK: 0 8 13 0




THEME 02




HEX: FFF900
RGB: 255 249 0
CMYK: 5 0 93 0



HEX: 02FAE0
RGB: 2 250 224
CMYK: 55 0 27 0



HEX: 0BCB60
RGB: 11 203 96
CMYK: 72 0 85 0



THEME 03



HEX: E500FC
RGB: 229 0 252
CMYK: 36 82 0 0



HEX: 46EED5
RGB: 70 238 213
CMYK: 53 0 29 0



HEX: 751DE7
RGB: 117 29 231
CMYK: 70 81 0 0



Secondary Color Gradients // Theme 01 // just for 2D World Creatures

HEX: FD294F
RGB: 253 41 79
CMYK: 0 94 61 0



HEX: AE1D37
RGB: 174 29 55
CMYK: 22 100 79 13



HEX: 721425
RGB: 114 20 37
CMYK: 33 98 78 43



HEX: 310810
RGB: 49 8 16
CMYK: 54 78 65 78

HEX: 160AFE
RGB: 22 10 254
CMYK: 87 77 0 0



HEX: 1108B1
RGB: 17 8 177
CMYK: 97 94 0 1



HEX: 0B0671
RGB: 11 6 113
CMYK: 100 99 18 23



HEX: 050335
RGB: 5 3 53
CMYK: 95 91 43 62


HEX: FFEBD8
RGB: 255 235 216
CMYK: 0 8 13 0



HEX: 9B8E81
RGB: 155 142 129
CMYK: 40 40 47 4



HEX: 554D44
RGB: 85 77 68
CMYK: 58 57 64 39



HEX: 1A1815
RGB: 26 24 21
CMYK: 70 66 68 80

HEX: 01022A
RGB: 1 2 42
CMYK: 90 84 51 70



THEME 01

Secondary Color Gradients // Theme 02 // just for 2D World Creatures

HEX: FFF900
RGB: 255 249 0
CMYK: 5 0 93 0



HEX: B2AE02
RGB: 178 174 2
CMYK: 35 21 100 1



HEX: 696702
RGB: 105 103 2
CMYK: 56 44 100 26



HEX: 222100
RGB: 34 33 0
CMYK: 66 59 81 75

HEX: 02FAE0
RGB: 2 250 224
CMYK: 55 0 27 0



HEX: 01A08F
RGB: 1 160 143
CMYK: 81 14 53 1



HEX: 01564D
RGB: 1 86 77
CMYK: 91 44 67 35



HEX: 001B18
RGB: 0 27 24
CMYK: 82 61 68 78

HEX: 0BCB60
RGB: 11 203 96
CMYK: 72 0 85 0



HEX: 08823E
RGB: 54 200 104
CMYK: 69 0 80 0



HEX: 043D1D
RGB: 4 61 29
CMYK: 87 46 93 58



HEX: 02180C
RGB: 2 24 12
CMYK: 78 58 73 81

HEX: 0E1C23
RGB: 14 28 35
CMYK: 84 69 60 74



Secondary Color Gradients // Theme 03 // just for 2D World Creatures

HEX: E500FC
RGB: 229 0 252
CMYK: 36 82 0 0



HEX: 9A01A9
RGB: 154 1 169
CMYK: 51 96 0 0



HEX: 590262
RGB: 89 2 98
CMYK: 73 100 26 23



HEX: 210024
RGB: 33 0 36
CMYK: 76 84 53 72

HEX: 46EED5
RGB: 70 238 213
CMYK: 53 0 29 0



HEX: 2C9585
RGB: 44 149 133
CMYK: 79 21 54 3



HEX: 1A584F
RGB: 26 88 79
CMYK: 87 44 66 34



HEX: 0B2521
RGB: 11 37 33
CMYK: 83 59 68 73

HEX: 751DE7
RGB: 117 29 231
CMYK: 70 81 0 0



HEX: 5115A0
RGB: 81 21 160
CMYK: 83 100 0 1



HEX: 2E0E59
RGB: 46 14 89
CMYK: 94 100 28 32



HEX: 17072C
RGB: 23 7 44
CMYK: 87 89 49 66


HEX: 160624
RGB: 22 6 36
CMYK: 82 83 53 72




COLOR PALETTE



#FFFFFF
FOR BODY COPY AND
HEADLINES



#B239FF
FOR HEADLINES AND
BUTTONS



#6800E7
FOR HEADLINES AND
BUTTONS



#05B9EC
FOR HEADLINES AND
BUTTONS



#100E23
FOR BACKGROUNDS

TYPOGRAPHY

Orbitron / black
72 pt

HEADER 1

Orbitron / bold
48 pt

HEADER 2

Orbitron / bold
36 pt

HEADER 3

Orbitron / medium
28 PT

HEADER 3

Montserrat / regular
24 pt

This is body copy!!!

The quick brown fox jumps over the lazy dog. The quick brown fox jumps over the lazy dog. The quick brown fox jumps over the lazy dog. The quick brown fox jumps over the lazy dog. The quick brown fox jumps over the lazy dog. The quick brown fox jumps over the lazy dog. The quick brown fox jumps over the lazy dog. The quick brown fox jumps over the lazy dog. The quick brown fox jumps over the lazy dog. The quick brown fox jumps over the lazy dog.



BUTTONS

Button


Button

Button

COLOR PALETTE



#FFFFFF
FOR BODY COPY AND
HEADLINES



#FFF900
FOR HEADLINES AND
BUTTONS



#02FAE0
FOR HEADLINES AND
BUTTONS



#0BCB60
FOR HEADLINES AND
BUTTONS



#100E23
FOR BACKGROUNDS

TYPOGRAPHY

Orbitron / black
72 pt

HEADER 1

Orbitron / bold
48 pt

HEADER 2

Orbitron / bold
36 pt

HEADER 3

Orbitron / medium
28 PT

HEADER 3

Montserrat / regular
24 pt

This is body copy!!!

The quick brown fox jumps over the lazy dog. The quick brown fox jumps over the lazy dog. The quick brown fox jumps over the lazy dog. The quick brown fox jumps over the lazy dog. The quick brown fox jumps over the lazy dog. The quick brown fox jumps over the lazy dog. The quick brown fox jumps over the lazy dog. The quick brown fox jumps over the lazy dog. The quick brown fox jumps over the lazy dog. The quick brown fox jumps over the lazy dog. The quick brown fox jumps over the lazy dog. The quick brown fox jumps over the lazy dog.



BUTTONS



COLOR PALETTE



#FFFFFF
FOR BODY COPY AND
HEADLINES



#FD294F
FOR HEADLINES AND
BUTTONS



#160AFE
FOR HEADLINES AND
BUTTONS



#FFEBD8
FOR HEADLINES AND
BUTTONS



#01022A
FOR BACKGROUNDS

TYPOGRAPHY

Orbitron / black
72 pt

HEADER 1

Orbitron / bold
48 pt

HEADER 2

Orbitron / bold
36 pt

HEADER 3

Orbitron / medium
28 PT

HEADER 3

Montserrat / regular
24 pt


This is body copy!!!
The quick brown fox jumps over the lazy dog. The quick brown fox jumps over the lazy dog. The quick brown fox jumps over the lazy dog. The quick brown fox jumps over the lazy dog. The quick brown fox jumps over the lazy dog. The quick brown fox jumps over the lazy dog. The quick brown fox jumps over the lazy dog. The quick brown fox jumps over the lazy dog. The quick brown fox jumps over the lazy dog. The quick brown fox jumps over the lazy dog.




BUTTONS



COLOR PALETTE



#FFFFFF
FOR BODY COPY AND
HEADLINES



#E500FC
FOR HEADLINES AND



#46EED5
FOR HEADLINES AND
BUTTONS



#751DE7
FOR HEADLINES AND
BUTTONS



#160624
FOR BACKGROUNDS

TYPOGRAPHY

Orbitron / black
72 pt

HEADER 1

Orbitron / bold
48 pt

HEADER 2

Orbitron / bold
36 pt

HEADER 3

Orbitron / medium
28 PT

HEADER 3

Montserrat / regular
24 pt

This is body copy!!!

The quick brown fox jumps over the lazy dog. The quick brown fox jumps over the lazy dog. The quick brown fox jumps over the lazy dog. The quick brown fox jumps over the lazy dog. The quick brown fox jumps over the lazy dog. The quick brown fox jumps over the lazy dog. The quick brown fox jumps over the lazy dog. The quick brown fox jumps over the lazy dog. The quick brown fox jumps over the lazy dog. The quick brown fox jumps over the lazy dog.



BUTTONS

Button

Button

Button

Download Fonts

// Headline Font: [Orbitron](#)

// Running Texts: [Montserrat](#)

The usage of both fonts is freely for (almost) everything.
Open Licenses:

These fonts are licensed under the Open Font License. You can use them freely in your products & projects - print or digital, commercial or otherwise. However, you can't sell the fonts on their own.



RC3 UI Design

WELCOME TO THE RC3



[login](#)

[ticket](#)
↗

RC3

[world](#)

[platform](#)

[info](#)

[Kontakt](#)

[Privacy Policy](#)

[About RC3](#)

[Disclaimer](#)

UI Design // Content Page // CCC Event In Progress



World Platform Wiki

search...

1 my plan logout
1 board
5 chat fahr plan en de

WELCOME TO RC3



CONGRESS PLATFORM

WHAT'S OFFICIAL?	THIS IS THE PLATFORM	WHAT ARE ASSEMBLIES?
Nisl nullam rutrum sapien id justo, lacus vivamus nisl habitasse. Odio nisl at molestie libero. Massa nibh condimentum semper lacus, et ut tincidunt. Dui sit id velit placerat vivamus nisl habitasse. Vestibulum iaculis tristique nisi porta fringilla lectus viverra. Viverra bibendum amet egestas.	Nisl nullam rutrum sapien id justo, lacus vivamus nisl habitasse. Odio nisl at molestie libero. Massa nibh condimentum semper lacus, et ut tincidunt. Dui sit id velit placerat phasellus mi. Vestibulum iaculis tristique nisi porta fringilla lectus viverra. Viverra bibendum amet egestas. asdasd asda sda dsdas as dasd asd asd	Nisl nullam rutrum sapien id justo, lacus vivamus nisl habitasse. Odio nisl at molestie libero. Massa nibh condimentum semper lacus, et ut tincidunt. Dui sit id velit placerat vivamus nisl habitasse. Vestibulum iaculis tristique nisi porta fringilla lectus viverra. Viverra bibendum amet egestas.
Explore Official Content		Explore Community Content



World Platform Wiki

search...

my plan board
chat fahr plan en de

WELCOME TO RC3



CONGRESS PLATFORM

WHAT'S OFFICIAL?	THIS IS THE PLATFORM	WHAT ARE ASSEMBLIES?
Nisl nullam rutrum sapien id justo, lacus vivamus nisl habitasse. Odio nisl at molestie libero. Massa nibh condimentum semper lacus, et ut tincidunt. Dui sit id velit placerat vivamus nisl habitasse. Vestibulum iaculis tristique nisi porta fringilla lectus viverra. Viverra bibendum amet egestas.	Nisl nullam rutrum sapien id justo, lacus vivamus nisl habitasse. Odio nisl at molestie libero. Massa nibh condimentum semper lacus, et ut tincidunt. Dui sit id velit placerat phasellus mi. Vestibulum iaculis tristique nisi porta fringilla lectus viverra. Viverra bibendum amet egestas. asdasd asda sda dsdas asd asd asd	Nisl nullam rutrum sapien id justo, lacus vivamus nisl habitasse. Odio nisl at molestie libero. Massa nibh condimentum semper lacus, et ut tincidunt. Dui sit id velit placerat vivamus nisl habitasse. Vestibulum iaculis tristique nisi porta fringilla lectus viverra. Viverra bibendum amet egestas.
Explore Official Content		Explore Community Content

CURRENTLY STREAMING

	<h4>COMING UP NEXT</h4> <p>Very Long Content Title that needs handling even if it's long. Peter Speecher, Julia Ventragehede</p>
--	--

MARKDOWN MODULE

Lorem ipsum dolor sit amet, consectetur adipiscing elit. Nulla lectus fermentum lobortis mauris neque.

TABLE OF CONTENTS

- MARKDOWN MODULE ITEM
- MARKDOWN MODULE ITEM
- MARKDOWN MODULE ITEM
- MARKDOWN MODULE ITEM

HEADINGS


Lorem ipsum dolor sit amet, consectetur adipiscing elit. Nulla lectus fermentum lobortis mauris neque. Nullam diam a pharetra nam integer enim sed tincidunt purus. Tempus non in massa portitor nulla. Dolor leo, nunc nisl, convallis ultrices scelerisque et vitae lectus pulvinar aliquam nulla consectetur ut. Dui erat pellentesque enim, hac id et amet ut ultrices. Nec laculis ullamcorper imperdiet ut mus at. Purus aliquet risus tristique nibh. Lacus mauris leo ac quisque necesseur mattis morbi nulla.

HEADINGS

Lorem ipsum dolor sit amet, consectetur adipiscing elit. Nulla lectus fermentum lobortis mauris neque. Nullam diam a pharetra nam integer enim sed tincidunt purus. Tempus non in massa portitor nulla. Dolor leo, nunc nisl, convallis ultrices scelerisque et vitae lectus pulvinar aliquam nulla consectetur ut. Dui erat pellentesque enim, hac id et amet ut ultrices. Nec laculis ullamcorper imperdiet ut mus at. Purus aliquet risus tristique nibh. Lacus mauris leo ac quisque necesseur mattis morbi nulla.

UI Design // Assembly Event

In Progress



ASSEMBLY CONTENT

CONGRESS PLATFORM

ASSEMBLY LIST	WHAT ARE ASSEMBLIES?	ASSEMBLY EVENTS
<p>Nisl nullam rutrum sapien id justo, lacus vivamus nisl habitasse. Odio nisl at molestie libero. Massa nibh condimentum semper lacus, et ut tincidunt. Dui sit id velit placerat vivamus nisl habitasse. Vestibulum iaculis tristique nisi porta fringilla lectus viverra. Viverra bibendum amet egestas.</p>	<p>Nisl nullam rutrum sapien id justo, lacus vivamus nisl habitasse. Odio nisl at molestie libero. Massa nibh condimentum semper lacus, et ut tincidunt. Dui sit id velit placerat phasellus mi. Vestibulum iaculis tristique nisi porta fringilla lectus viverra. Viverra bibendum amet egestas. asdasd asda sdaas as daasd asdasdasdsda sa dasd asd asd asd asd asd</p>	<p>Nisl nullam rutrum sapien id justo, lacus vivamus nisl habitasse. Odio nisl at molestie libero. Massa nibh condimentum semper lacus, et ut tincidunt. Dui sit id velit placerat vivamus nisl habitasse. Vestibulum iaculis tristique nisi porta fringilla lectus viverra. Viverra bibendum amet egestas.</p>
Explore Assembly List		Explore Assembly Events



ASSEMBLY CONTENT

CONGRESS PLATFORM

ASSEMBLY LIST	WHAT ARE ASSEMBLIES?	ASSEMBLY EVENTS
<p>Nisl nullam rutrum sapien id justo, lacus vivamus nisl habitasse. Odio nisl at molestie libero. Massa nibh condimentum semper lacus, et ut tincidunt. Dui sit id velit placerat vivamus nisl habitasse. Vestibulum iaculis tristique nisi porta fringilla lectus viverra. Viverra bibendum amet egestas.</p>	<p>Nisl nullam rutrum sapien id justo, lacus vivamus nisl habitasse. Odio nisl at molestie libero. Massa nibh condimentum semper lacus, et ut tincidunt. Dui sit id velit placerat phasellus mi. Vestibulum iaculis tristique nisi porta fringilla lectus viverra. Viverra bibendum amet egestas. asdasd asda sdaas as daasd asdasdasdsda sa dasd asd asd asd asd</p>	<p>Nisl nullam rutrum sapien id justo, lacus vivamus nisl habitasse. Odio nisl at molestie libero. Massa nibh condimentum semper lacus, et ut tincidunt. Dui sit id velit placerat vivamus nisl habitasse. Vestibulum iaculis tristique nisi porta fringilla lectus viverra. Viverra bibendum amet egestas.</p>
Explore Assembly List		Explore Assembly Events

CURRENTLY STREAMING

Very Long Content Title that needs handling
Peter Speeches, 2016 Vortragende
Lorem ipsum dolor sit amet, consectetur adipiscing elit. Phasellus mi commodo nibh integer lacus sed amet, mi lobortis. Vestibulum ligula urna, a necroscum sed. Etiam neculum ipsum. **ETHZ, ETHUR IS PUBLIC**

COMING UP NEXT
Very Long Content Title that needs handling even if it's too long.
Peter Speeches, 2016 Vortragende
Lorem ipsum dolor sit amet, consectetur adipiscing elit. Phasellus mi commodo nibh integer lacus sed amet, mi lobortis. Vestibulum ligula urna, a necroscum sed. Etiam neculum ipsum. **ETHZ, ETHUR IS PUBLIC**

MARKDOWN MODULE

Lorem ipsum dolor sit amet, consectetur adipiscing elit. Nulla lectus fermentum lobortis mauris neque.

TABLE OF CONTENTS
Lorem ipsum dolor sit amet, consectetur adipiscing elit.

- MARKDOWN MODULE ITEM
- MARKDOWN MODULE ITEM
- MARKDOWN MODULE ITEM
- MARKDOWN MODULE ITEM

HEADINGS
Lorem ipsum dolor sit amet, consectetur adipiscing elit. Nulla lectus fermentum lobortis mauris neque. Nullam diam a pharetra nam integer enim sed tincidunt purus. Tempus non in viverra porttitor nulla. Odor leo, nunc nisl, convallis. Ultrices scelerisque et vitae lectus pulvinar aliquam nulla consectetur. Ut. Dui erat pellentesque enim, hac id et amet, ut ultrices. Nec laculis ullamcorper imperdiet ut mus at. Purus aliquet risus tristique nibh. Lacus mauris leo ac quisque necetur mattis morbi nulla.

HEADINGS
Lorem ipsum dolor sit amet, consectetur adipiscing elit. Nulla lectus fermentum lobortis mauris neque. Nullam diam a pharetra nam integer enim sed tincidunt purus. Tempus non in viverra porttitor nulla. Odor leo, nunc nisl, convallis. Ultrices scelerisque et vitae lectus pulvinar aliquam nulla consectetur. Ut. Dui erat pellentesque enim, hac id et amet, ut ultrices. Nec laculis ullamcorper imperdiet ut mus at. Purus aliquet risus tristique nibh. Lacus mauris leo ac quisque necetur mattis morbi nulla.

UI Design // Wiki

In Progress



WIKI INFO DESK

MARKDOWN MODULE

Lorem ipsum dolor sit amet, consectetur adipiscing elit. Nulla lectus fermentum lobortis mauris neque.

TABLE OF CONTENTS

Lorem ipsum dolor sit amet, consectetur adipiscing elit.

- MARKDOWN MODULE ITEM
- MARKDOWN MODULE ITEM
- MARKDOWN MODULE ITEM
- MARKDOWN MODULE ITEM
- MARKDOWN MODULE ITEM

HEADING3

Lorem ipsum dolor sit amet, consectetur adipiscing elit. Nulla lectus fermentum lobortis mauris neque. Nullam diam a pharetra nam integer enim sed trincidunt purus. Tempus non in viverra porttitor nulla. Dolor leo, nunc nisi, convallis. Ultrices scelerisque at vitae lectus pulvinar aliquam nulla consectetur ut. Dui erat pellentesque enim, hac id et amet ut ultrices. Nec iaculis ullamcorper imperdiet ut mus at. Purus aliquet risus tristique nibh. Lacus mauris leo ac quisque nascetur mattis morbi nulla.



WIKI INFO DESK

MARKDOWN MODULE

Lorem ipsum dolor sit amet, consectetur adipiscing elit. Nulla lectus fermentum lobortis mauris neque.

TABLE OF CONTENTS

Lorem ipsum dolor sit amet, consectetur adipiscing elit.

- MARKDOWN MODULE ITEM
- MARKDOWN MODULE ITEM
- MARKDOWN MODULE ITEM
- MARKDOWN MODULE ITEM

HEADING3

Lorem ipsum dolor sit amet, consectetur adipiscing elit. Nulla lectus fermentum lobortis mauris neque. Nullam diam a pharetra nam integer enim sed trincidunt purus. Tempus non in viverra porttitor nulla. Dolor leo, nunc nisi, convallis. Ultrices scelerisque at vitae lectus pulvinar aliquam nulla consectetur ut. Dui erat pellentesque enim, hac id et amet ut ultrices. Nec iaculis ullamcorper imperdiet ut mus at. Purus aliquet risus tristique nibh. Lacus mauris leo ac quisque nascetur mattis morbi nulla.

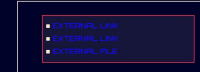
HEADING3

Lorem ipsum dolor sit amet, consectetur adipiscing elit. Nulla lectus fermentum lobortis mauris neque. Nullam diam a pharetra nam integer enim sed trincidunt purus. Tempus non in viverra porttitor nulla. Dolor leo, nunc nisi, convallis. Ultrices scelerisque at vitae lectus pulvinar aliquam nulla consectetur ut. Dui erat pellentesque enim, hac id et amet ut ultrices. Nec iaculis ullamcorper imperdiet ut mus at. Purus aliquet risus tristique nibh. Lacus mauris leo ac quisque nascetur mattis morbi nulla.

TAGS




EXTERNAL RESSOURCES



UI Design // 2D World

In Progress




2D WORLD

INTRODUCTION

What is the 2D world about?

Nisi nullam rutrum sapien id justo, lacus vivamus nisi habitasse. Odio nisi at molestie libero. Massa nibh condimentum semper lacus, et ut tincidunt. Dui sit id velit placerat phasellus mi. Vestibulum iaculis tristique nisi porta fringilla lectus viverra. Viverra bibendum amet egestas. Massa nibh condimentum semper lacus, et ut tincidunt. Dui sit id velit placerat phasellus mi. Massa nibh condimentum semper lacus, et ut tincidunt. Dui sit id velit placerat phasellus mi.



2D WORLD

INTRODUCTION

What is the 2D world about?

Nisi nullam rutrum sapien id justo, lacus vivamus nisi habitasse. Odio nisi at molestie libero. Massa nibh condimentum semper lacus, et ut tincidunt. Dui sit id velit placerat phasellus mi. Vestibulum iaculis tristique nisi porta fringilla lectus viverra. Viverra bibendum amet egestas. Massa nibh condimentum semper lacus, et ut tincidunt. Dui sit id velit placerat phasellus mi. Massa nibh condimentum semper lacus, et ut tincidunt. Dui sit id velit placerat phasellus mi.



UI Profile Rockets

CCC CC **inactiv**



Assembly **inactiv**





CCC CC **activ**




Assembly **activ**



CCC CC Stream Previews



Assembly Stream Previews



Different Audio Stream Channels



Starts 15:00

**Das Assange-
Auslieferungsverfahren**

TRANSLATION 1

TRANSLATION 2



Starts 15:00

**Conversation with Bruce
Schneler**

TRANSLATION 1

TRANSLATION 2



Starts 15:00

**Neoliberalism has been
killing us - Chile is
awakening**

TRANSLATION 1

TRANSLATION 2



Since 14:15

**als gemeinschaft stark
durch krisen**

TRANSLATION 1

TRANSLATION 2



Since 14:30

**Elektronische
Beweisführung**


TRANSLATION 1

TRANSLATION 2



RC3 Web Banner

Web Banner




RC3 ■ REMOTE CHAOS EXPERIENCE

The first official remote Chaos Experience 2020 is a four-day online-only conference on technology, society and utopia organised by the Chaos Computer Club (CCC) and it's community.

Banner Startseite



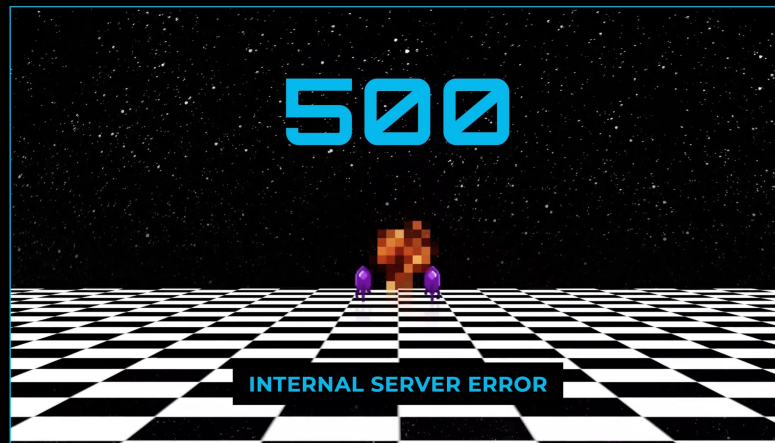
Big Blue Button aka BBB - Background



RC3

REMOTE CHAOS EXPERIENCE

Page Failures






RC3 On Air Design

Side by Side Views CCC Curated Content RC1


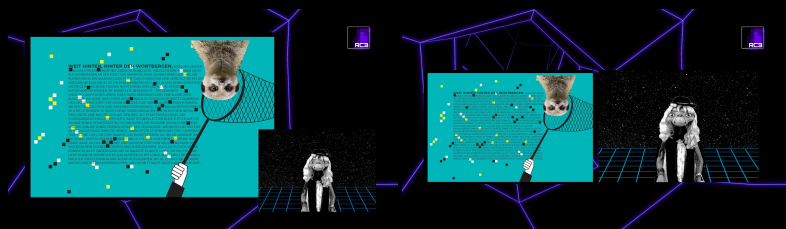
Background & Logo



Masks



Examples

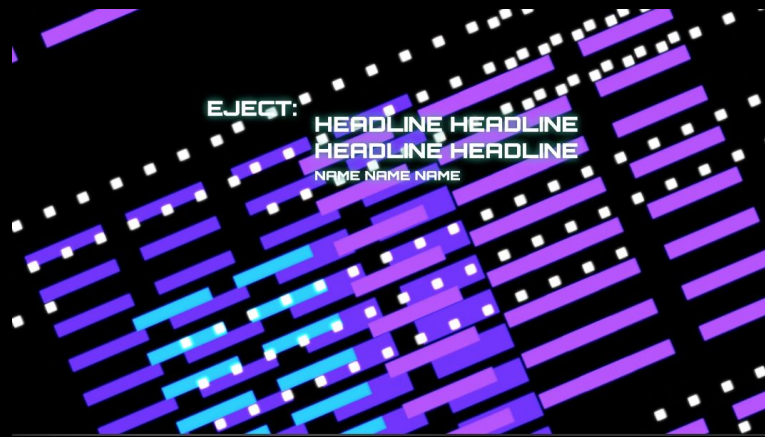


Stream Design CCC Curated Content RC1

Intro



Outro




Binde



HEADLINE HEADLINE, SPEAKER SPEAKER

Side by Side Views CCC Curated Content RC2


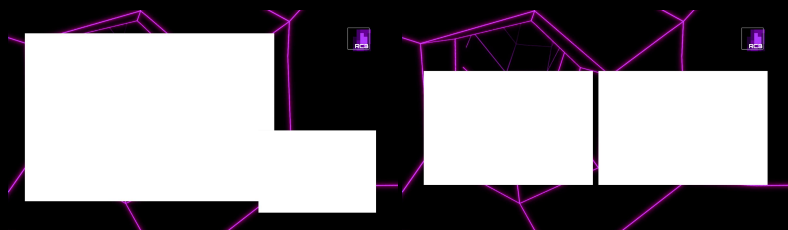
Background & Logo



Masks



Examples



Stream Design CCC Curated Content RC2

Intro



Outro




Binde



HEADLINE HEADLINE, SPEAKER SPEAKER

Side by Side Views Assembly Content RC3


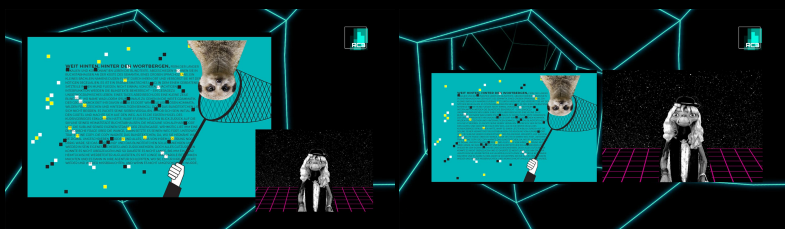
Background & Logo



Masks



Examples

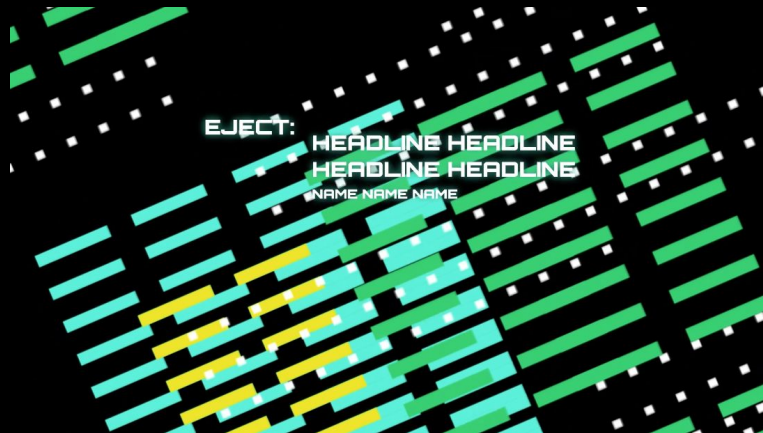


Stream Design Assembly Content RC3

Intro



Outro



Binde



Outro With Officially Logos and Licenses

CCC Curated Content RC2



RECORDED BY CAVOC

TOGETHER WITH FEM



ATTRIBUTION 4.0 INTERNATIONAL

[HTTPS://CREATIVECOMMONS.ORG/LICENSES/BY/4.0/](https://creativecommons.org/licenses/by/4.0/)



FOR MORE TALKS AND CONFERENCE RECORDINGS VISIT

[HTTP://MEDIA.CCC.DE/](http://media.ccc.de/)



Outro With Officially Logos and Licenses

Assembly Content RC3



RECORDED BY CS VOC

TOGETHER WITH FEM



ATTRIBUTION 4.0 INTERNATIONAL

[HTTPS://CREATIVECOMMONS.ORG/LICENSES/4.0/](https://creativecommons.org/licenses/by/4.0/)



FOR MORE TALKS AND CONFERENCE RECORDINGS VISIT

[HTTP://MEDIA.CCC.DE/](http://media.ccc.de/)



Official Music for Breaks

CLICKCLACK



RC3 Gifs


Screen Art // Gif



Enter 2D World

Screen Art // Gif

Start 2D World



Screen Art // Gif






RC3 Animations

On Air Design / Intro Sequence / Space Board




RC3 Announcement

SERIES

The word "SERIES" is rendered in a bold, purple, 3D block font. The letters are set against a dark background with a faint grid pattern. The letter 'R' is the central focus, featuring a white play button icon (a right-pointing triangle inside a circle) on its upper curve. The letters have a slight gradient and a metallic sheen, giving them a three-dimensional appearance.

Transition / Background



Pixel Rise






Inner World Zoom





RC3 Graphics

Play With Your Logo // Create smth New in 7x7 // Use Color Palettes



Fairy Dust Shades

